

REV	ECN #	DESCRIPTION	DRAWING	APPROVED	DATE
A		NEW RELEASE	DEY1		

NOTES:

1) MATERIAL:

1-1 HOUSING: THERMOPLASTIC UL 94V-0 COLOR: BLACK
1-2 SLIDE: THERMOPLASTIC UL 94V-0 COLOR: BLACK
1-3 SHIELDED: STAINLESS STEEL
1-4 CONTACT: COPPER ALLOY
1-5 DETECT: PHOSPHOR BRASS
1-6 CAM ROD AND SPRING: STAINLESS STEEL

2) 2-1 CONTACT: AU PLATING ON CONTACT AREA
(SEE P/N DESCRIPTION)
500μ" MIN NICKEL UNDERPLATING OVER ALL
100μ" MIN MATTE TIN PLATING ON SOLDER AREA

3) PRODUCT SPECIFICATIONS:

3-1 VOLTAGE RATING: 50V
3-2 WITHSTANDING VOLTAGE: AC250V R.M.S
3-3 CURRENT RATING: 0.5A
3-4 INSULATION RESISTANCE: 1000MΩ OHM MIN AT DC 250V
3-5 CONTACT RESISTANCE: 100 MΩ OHM MAX
3-6 OPERATION TEMPERATURE: -20° TO +85°
3-7 DURABILITY: 5000 CYCLES

PRODUCT NO.

SM34-09 C B 09-00

① ② ③

④ ⑤ ⑥

⑦ ⑧ ⑨

⑩ ⑪ ⑫

⑬ ⑭ ⑮

⑯ ⑰ ⑱

⑲ ⑳ ㉑

㉒ ㉓ ㉔

㉕ ㉖ ㉗

㉘ ㉙ ㉚

㉛ ㉜ ㉝

㉞ ㉟ ㊱

㊲ ㊳ ㊴

㊵ ㊶ ㊷

㊸ ㊹ ㊺

㊻ ㊼ ㊽

㊾ ㊿

00: SIMCARD PUSH-PUSH 1.5H 连接器

YTCOON Dongguan YTCOON
Electronics Technology Co., Ltd.

CUSTOMER
DRAWING

DRAWING DEY1

TITLE: SIM CARD CONNECTOR
PUSH-PUSH TYPE.

GENERAL TOLERANCE

X. ±0.20

.XX ±0.15

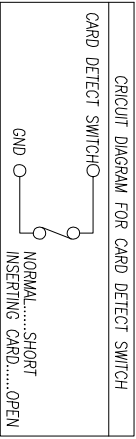
.XXX ±0.10

ANGEL TOLERANCE

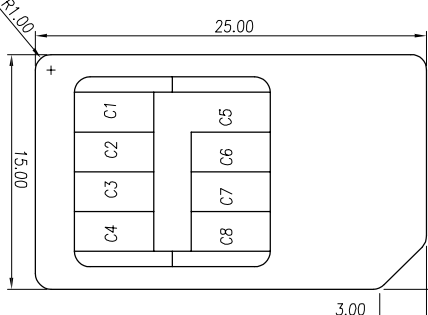
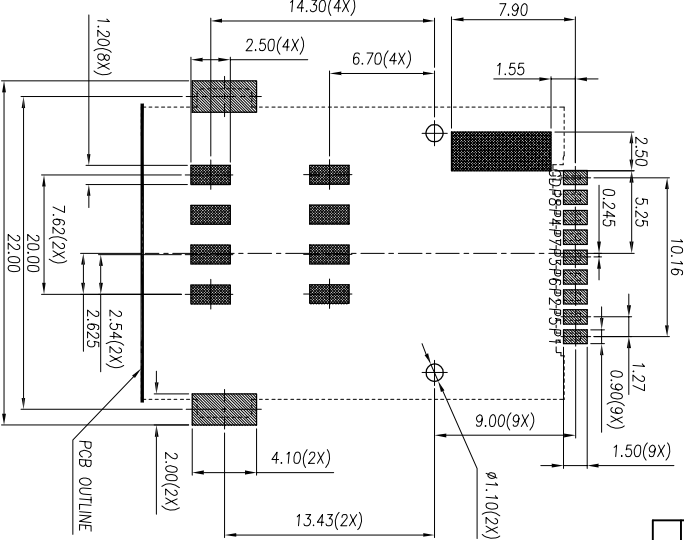
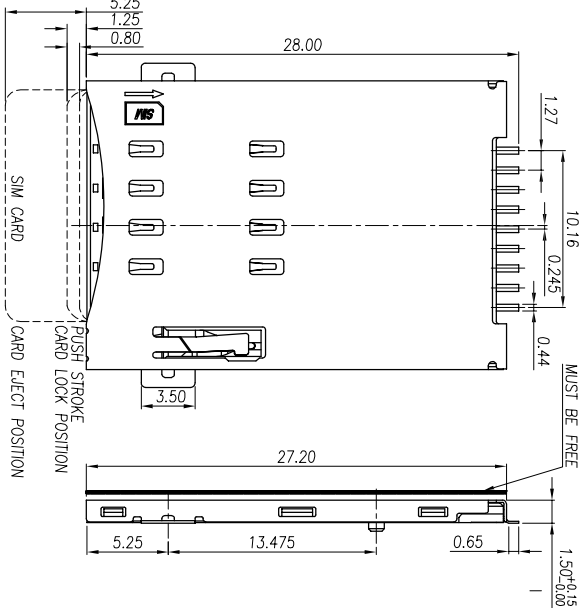
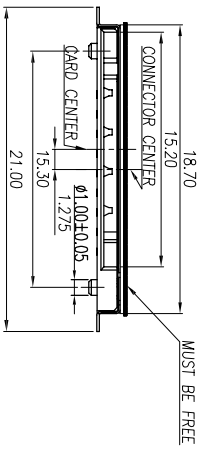
X. ±3°

.XX ±2°

.XXX ±1°



CIRCUIT TRACE KEEP OUT AREA
SMT SOLDER AREA
THERE SHOULD NOT BE ANY CIRCUITRIES
IN THE LAOUT SPACE OF THE PRODUCTS.
RECOMMENDED PCB LAYOUT
GENERAL TOLERANCE ±0.05



C1:VCC
C2:RST
C3:CLK
C4:RESERVED
C5:GND
C6:VPP
C7:1/O
C8:RESERVED

UNIT	SCALE	1:1	SIZE	A4	SHEET	1 of 2	REV	A
DATE	2012.11.10	DRAWING NO.	C-SM34-00					
APPROVED		P/N:	SM34-09CB09-00					
DRAWING	DEY1	TITLE:	SIM CARD CONNECTOR PUSH-PUSH TYPE.					