REV	ECN #	DESCRIPTION	DRAWING	APPROVED	DATE
A		NEW RELEASE	DEYI		2012/05/25

Pb Process Capable

RoHS Compliant 2002/95/EC

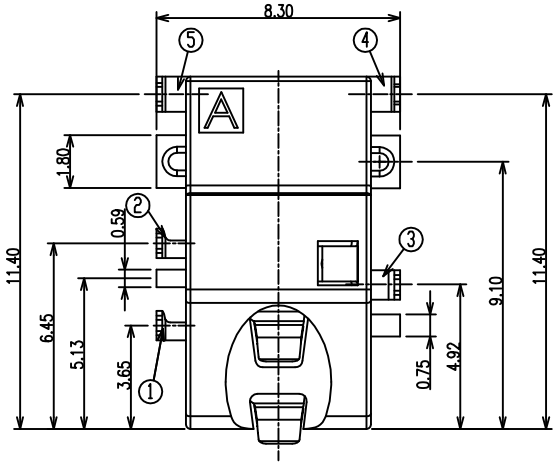

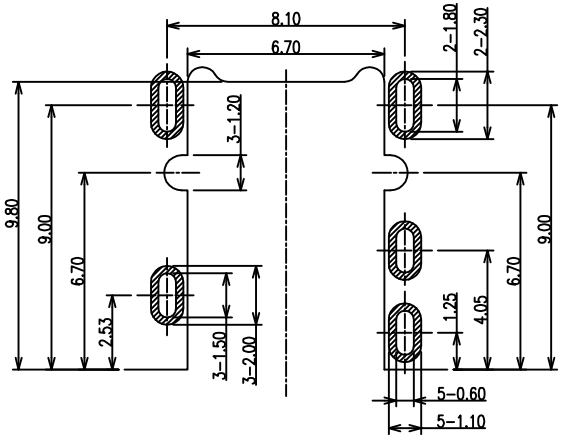

RECOMMENDED PCB LAYOUT(TOP VIEW)
(GENERAL TOLERANCE±0.05)

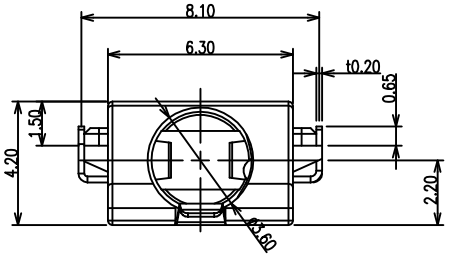

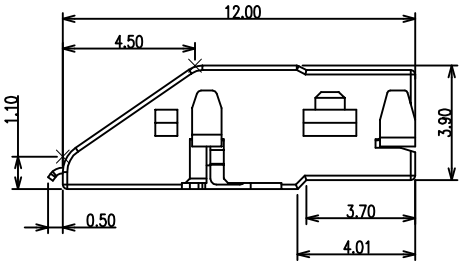

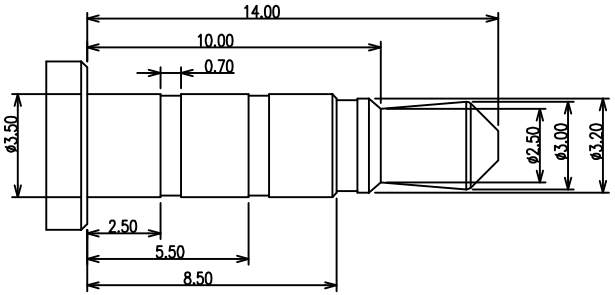

Ø3.50mm 4 POLE PLUG
DETAIL DRAWING(2:1)

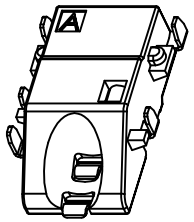

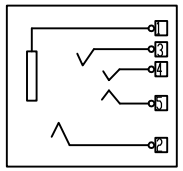

SCHEMATIC

NOTES:
1. CONTACT CURRENT RATING: 1A.
2. CONTACT RESISTANCE: 50 mΩ MAX.;
3. INSULATION RESISTANCE: 1000Ω MIN.;
4. DIELECTRIC WITHSTANDING: 500V AC MIN.;
5. DURABILITY: 5,000 CYCLES MIN.;
6. CONNECTOR MATING FORCES: 29.4N (3.00Kgf) MAX.;
7. CONNECTOR UNMATING FORCES: 2.94N(0.30Kgf) MIN.;

PRODUCT NO.

PJ18-05 A B 03-05
① ② ③ ④

① PRODUCT SERIES:
PJ18: PHONE JACK CONNECTOR

② PIN NO.:
05: 5PIN

③ MATERIAL:
A: PA9T

④ SERIES NO.:
05:反向沉板1.5H

CUSTOMER DRAWING	YTCONN http://www.hnytconn.com	Dongguan YTCONN Electronics Technology Co., Ltd.	
GENERAL TOLERANCE X. .X ±0.20 .XX ±0.15 .XXX ±0.10	DRAWING	DEYI	TITLE: Ø3.50mm PHONE JACK CONNECTOR
	APPROVED		P/N: PJ18-05AB03-05
ANGEL TOLERANCE X. ±3° .XX ±2° .XXX ±1°	DATE	2013.08.10	DRAWING NO. C-PJ18-04
	UNIT mm	SCALE 1:1	SIZE A4 SHEET 1of1 REV A