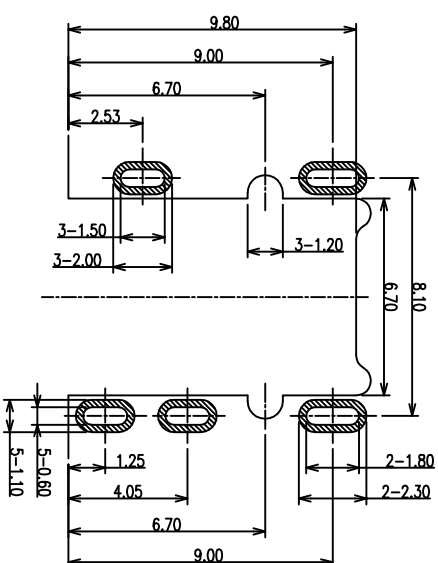
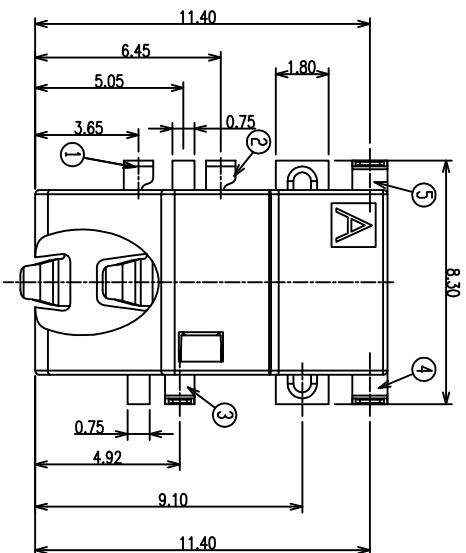
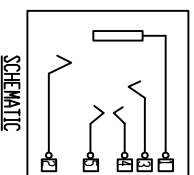
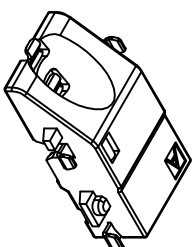
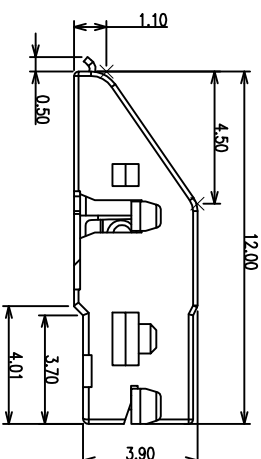
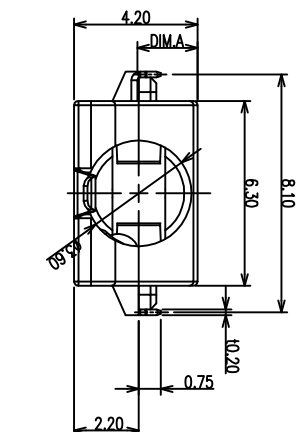


REV	ECN #	DESCRIPTION	DRAWING	APPROVED	DATE
A		NEW RELEASE	DEV1		2012/05/25

- NOTES:
1. CONTACT CURRENT RATING: 1A.
 2. CONTACT RESISTANCE: 50 mΩ MAX.;
 3. INSULATION RESISTANCE: 1000 Ω MIN.;
 4. DIELECTRIC WITHSTANDING: 500V AC MIN.;
 5. DURABILITY: 5,000 CYCLES MIN.;
 6. CONNECTOR MATING FORCES: 29.4N (3.00kgf) MAX.;
 7. CONNECTOR UNMATING FORCES: 2.94N(0.30kgf) MIN.;



RECOMMENDED PCB LAYOUT(TOP VIEW)
(GENERAL TOLERANCE:0.05)



Ø3.50mm 4 POLE PLUG
DETAIL DRAWING(2/2)

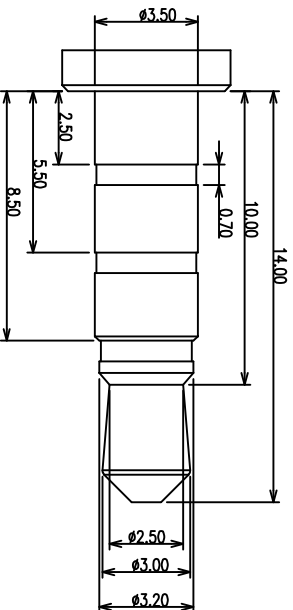


TABLE A:

TYPE	DIM A	料号
1	沉板2.0	PJ18-05AB03-00
2	沉板2.5	PJ18-05AB03-01

PRODUCT NO.

PJ18-05 A B 03-XX

① ② ③ ④

① PRODUCT SERIES:

PJ18: PHONE JACK CONNECTOR

② PIN NO.:

05: 5PIN

③ MATERIAL:

A: PA9T

④ SERIES NO.:

XX:SEE TABLE A

CUSTOMER
DRAWING

YTCONN
<http://www.ytconn.com>

Dongguan YTCONN
Electronics Technology Co., Ltd.

GENERAL TOLERANCE		DRAWING	DEV1	TITLE:	
X	±0.20	APPROVED		Ø3.50mm PHONE JACK CONNECTOR	
XX	±0.15			P/N:	PJ18-05AB03-XX
XXX	±0.10	DATE	2013.08.10	DRAWING NO.	C-PJ18-00
ANGEL TOLERANCE					
X	±5°				
XX	±2°				
XXX	±1°				
		UNIT	mm	SCALE	1:1
				SIZE	A4
				SHEET	1 of 1
				REV	A