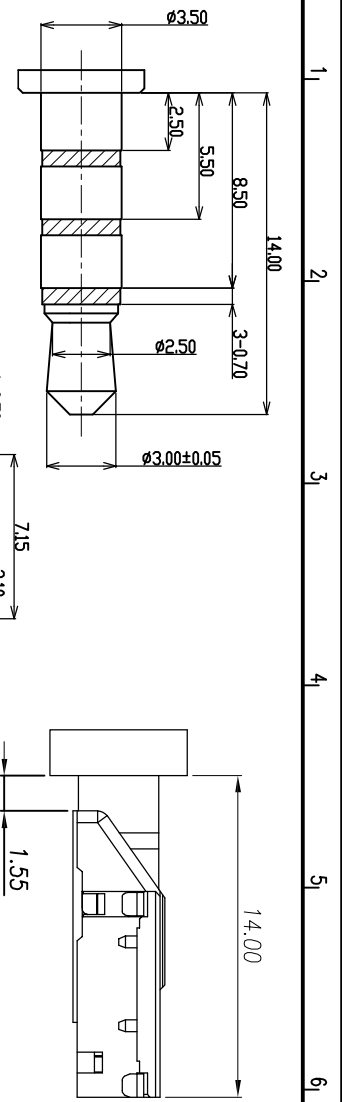


REV	ECON #	DESCRIPTION	DRAWING	APPROVED	DATE
A		NEW RELEASE	DEV1		2014/09/13



PLUG MATTE DRAWING

- NOTES :
- 1.0) RATING :
- 1.1. VOLTAGE : 12 VDC (R.M.S.)
 - 1.2. CURRENT : 1 AMPERE MAXIMUM PER CONTACT AT 30°C T-RISE
 - 1.3. TEMPERATURE : -25°C TO +85°C
- 2.0) ELECTRICAL CHARACTERISTIC
- 2.1. CONTACT RESISTANCE : INITIAL 50mΩ MAX. AFTER 100m
 - 2.2. INSULATION RESISTANCE : 100 MΩ MIN.
 - 2.3. DIELECTIC WITHSTANDING VOLTAGE : 500 VAC AT SEA LEVEL
- 3.0) MECHANICAL :
- 3.1. DURABILITY : MINIMUM: MATED 5000 CYCLES WITHOUT DEGRADING ELECTRICAL
 - 3.2. INITIAL-MATING FORCE: 300g~2000g UNMATING FORCE: 300g~2000g
 - 3.3. AFTER LIFE TESTING-MATING FORCE: 300g~2000g UNMATING FORCE: 300g~2000g

PRODUCT NO.

PJ35-05 A B 03-00

① ② ③ ④

① PRODUCT SERIES:

PJ35: PHONE JACK CONNECTOR

② PIN NO. :

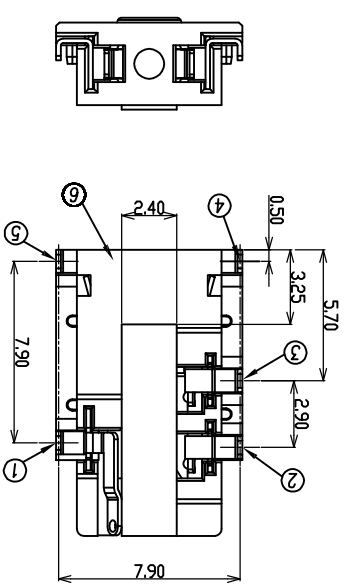
05: 5PIN

③ MATERIAL:

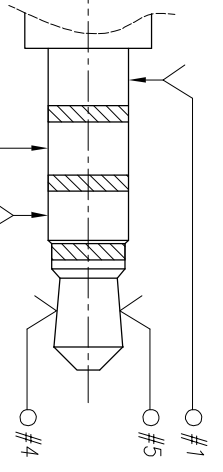
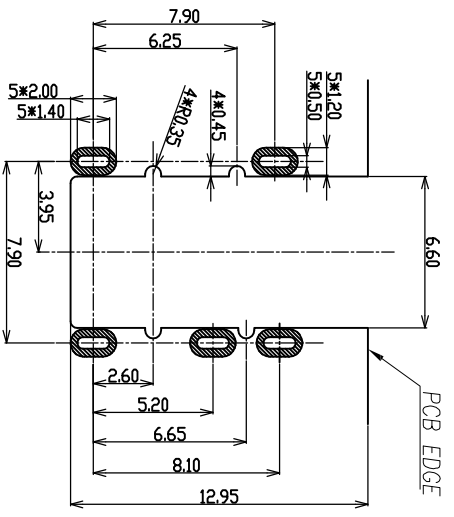
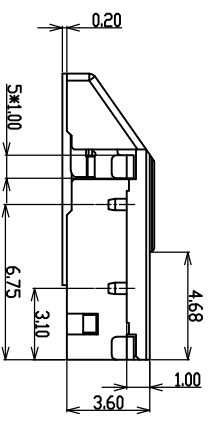
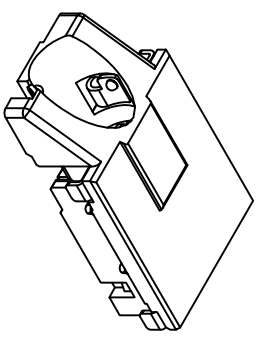
A: PA-9T

④ SERIES NO. :

00:正向沉板2.6H



PCB EDGE



MALE PLUG SCHEMATIC

RECOMMENDED PCB LAYOUT(TOP VIEW)
GENERAL TOLERANCES:±0.05

CUSTOMER DRAWING

YTCOON

Dongguan YTCOON Electronics Technology Co., Ltd.

GENERAL TOLERANCE	DRAWING	DEV1	TITLE:
X ±0.20			H3-6 PHONE JACK
.XX ±0.15	APPROVED		JE7L2.6MM (DIP TYPE) D款
.XXX ±0.10			

ANGEL TOLERANCE	DATE	UNIT	SCALE	DRAWING NO.
X ±3	2015.08.05	mm	1:1 <td>C-PJ35-00</td>	C-PJ35-00
.XX ±2				
.XXX ±1				