

REV	ECN #	DESCRIPTION	DRAWING	APPROVED	DATE
A	ECN110001	NEW RELEASE	GF		2011/11/03

NOTES:

1. CONTACT CURRENT RATING: 1A.
2. CONTACT RESISTANCE: 50 m<sup>2</sup> MAX.;
3. INSULATION RESISTANCE: 1000<sup>2</sup> MIN.;
4. DIELECTRIC WITHSTANDING: 500V AC MIN.;
5. DURABILITY: 5,000 CYCLES MIN.;
6. CONNECTOR MATING FORCES: 29.4N (3.00kgf) MAX.;
7. CONNECTOR UNMATING FORCES: 2.94N(0.30kgf) MIN.;
8. PRODUCT MEET THE REQUEST OF THE RoHS, SEE TABLE A:

PRODUCT NO.

PJ08-06 A B 05-07

① ② ③ ④

① PRODUCT SERIES:

PJ08:PHONE JACK CONNECTOR slim 1.0mm type.

② PIN NO.:

04: 4PIN

06: 6PIN

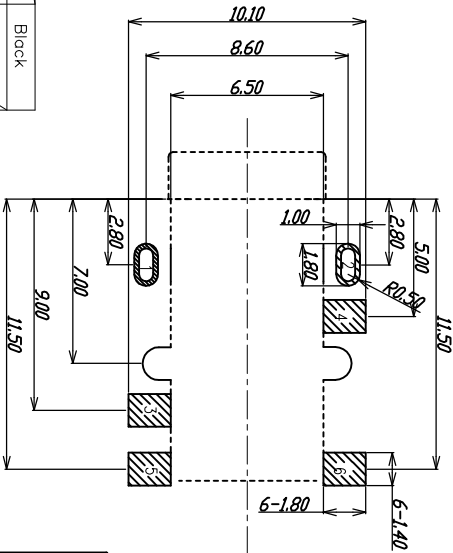
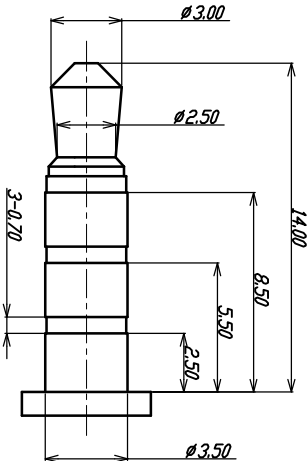
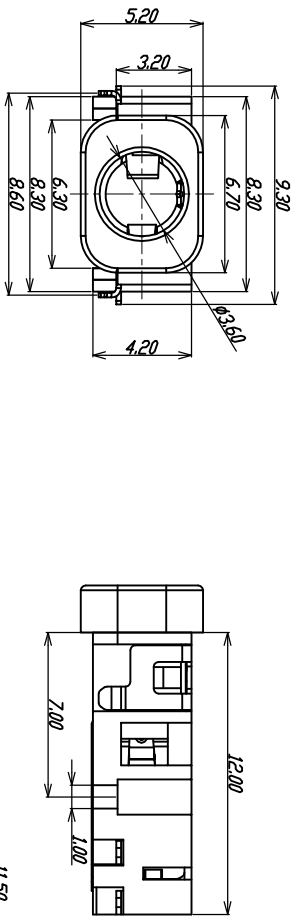
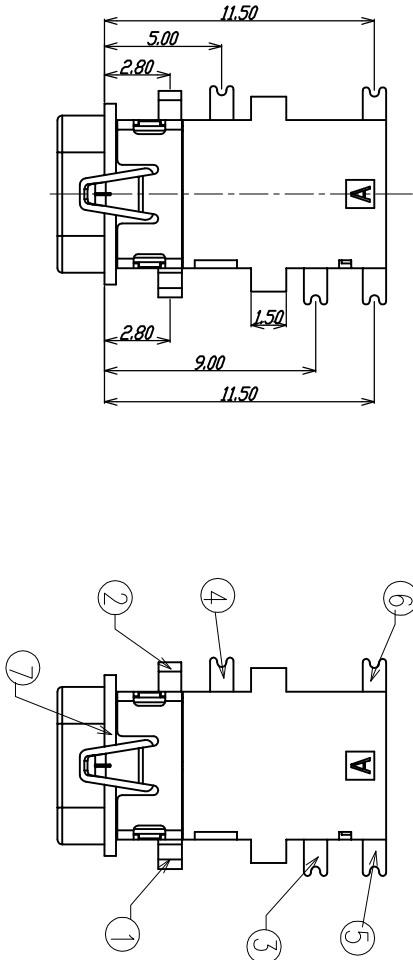
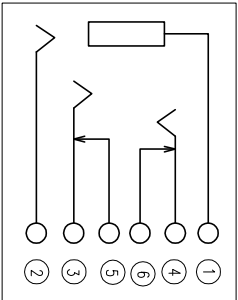
③ MATERIAL:

A: PA9T

④ SERIES NO.:

07: L=14mm 方头前插后贴

SCHEMATIC



(ø3.50mm 4 POLE PLUG DETAIL DRAWING)

ITEM	PART NAME	Q'TY	MATERIAL	DESCRIPTION	REMARK
⑦	HOUSING	1	PPA		Block
⑥	CONTACT F	1	PHOSPHOR BRONZE 0.20T	Gold Flash	
⑤	CONTACT E	1	PHOSPHOR BRONZE 0.20T	Gold Flash	
④	CONTACT D	1	PHOSPHOR BRONZE 0.20T	Gold Flash	
③	CONTACT C	1	PHOSPHOR BRONZE 0.20T	Gold Flash	
②	CONTACT B	1	PHOSPHOR BRONZE 0.20T	Gold Flash	
①	CONTACT A	1	PHOSPHOR BRONZE 0.20T	Gold Flash	

CUSTOMER DRAWING

YTCONN

Dongguan YTCONN Electronics Technology Co., Ltd.

GENERAL TOLERANCE

X: ±0.20  
.XX: ±0.15  
.XXX: ±0.10

DRAWING

DEVI

PHONE JACK CONNECTOR

APPROVED

P/N:

PJ08-06AB05-07

DATE

2012.04.26

DRAWING NO. C-PJ08-07

ANGEL TOLERANCE

X: ±5°  
.XX: ±2°  
.XXX: ±1°

UNIT

mm

SCALE

1:1

SIZE

A4

SHEET

10/2

REV

A